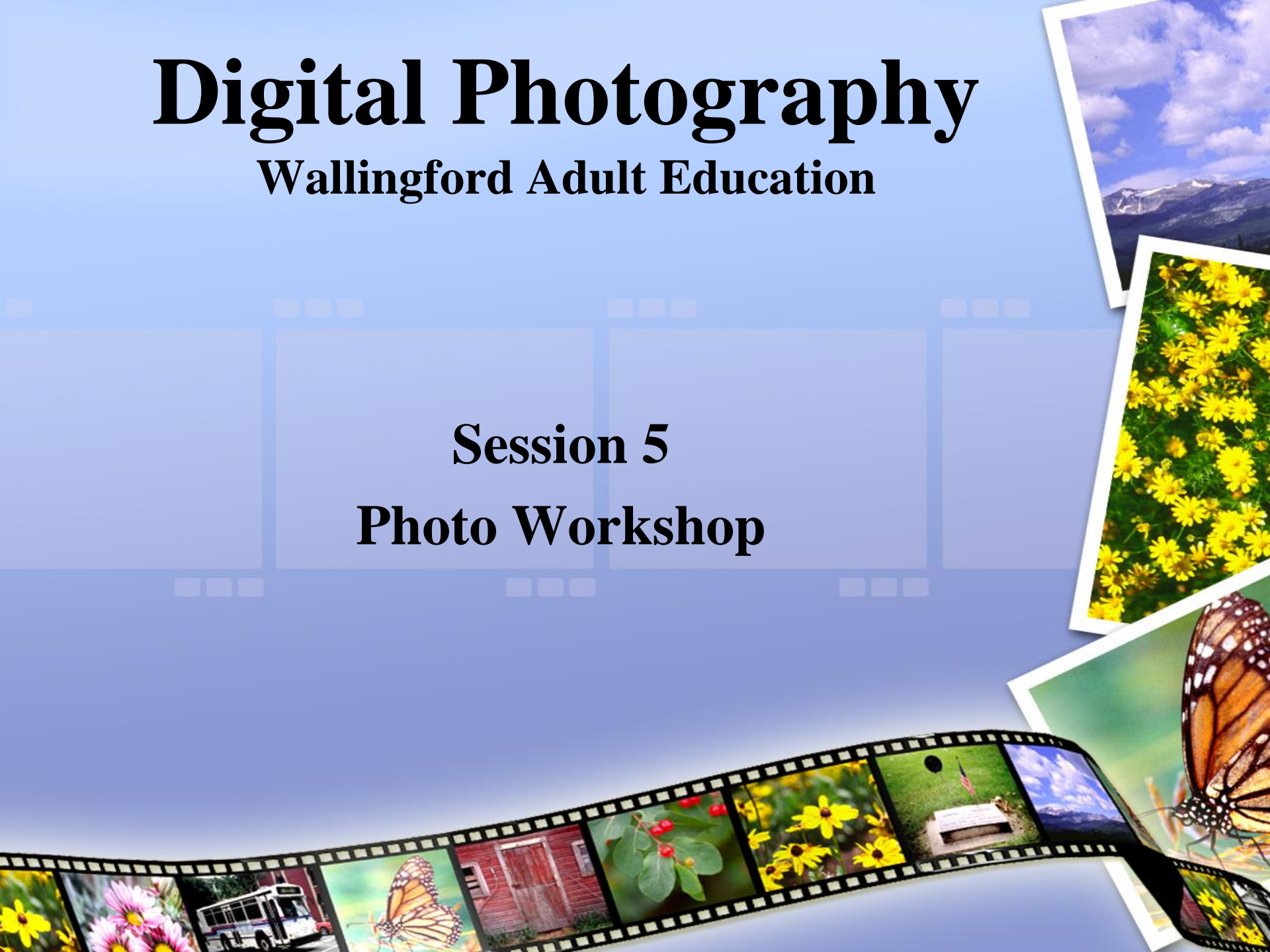



Digital Photography

Wallingford Adult Education

Session 5

Photo Workshop





Session 4 Recap

- **Know your Equipment**
- **Lighting**
 - **Indoor**
 - **Outdoor**
 - **Flash**
 - **Red Eye**
- **Manipulation of light**



Photo Workshop

- **Composition Pics**
 - **Subject placement**
 - **Rule of Thirds**
 - **Foreground**
 - **Background**



Photo Workshop

- **Shutter Speed Pics**
 - Fast
 - Slow
- **Depth of Field Pics**
 - Shallow
 - Deep



Photo Workshop

- **Available Light Pics**
 - **Control Light/Shadow**
 - **Low Light**
- **Flash Pics**
 - **Avoiding Red-eye**
 - **Flash Distance**

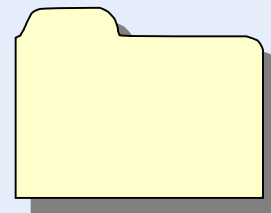




Photo Workshop

- **Let's see what we got!**
- **What worked**
- **What didn't work**
 - **What should we do differently**

Show and Tell!

- Let's look at your pictures
 - The good AND the Bad





Session 5 Recap

- **Photo Workshop**
 - **Composition**
 - **Shutter Speed**
 - **Depth of Field**
 - **Available Light**
 - **Flash**



Next week

- **Session 6: Presentation is Everything!**



Assignment

- **Bring your camera!**
(With the Instruction guide if you have it)
- **Take some pictures**
- **Email the best picture you have taken**
 - **Either during this course –or in your life.**